



2014  
**ANNUAL REPORT**  
FREE WHEELCHAIR MISSION



**Free Wheelchair Mission®**  
TRANSFORMING LIVES THROUGH THE GIFT OF MOBILITY



## A MESSAGE FROM DON



### Board of Directors

Steve Adkinson

Deborah Anderson

Michael Bayer, M.D.  
Medical Director

Douglas R. Circle

Jim Franklin  
Chairman

Denny Kromer  
Chief Financial Officer

Stuart Rattray

Connie Salios

Don Schoendorfer, Ph.D.,  
Founder and President

Laurie Schoendorfer  
Secretary

Rev. Bob Shank

Dear Friends of Free Wheelchair Mission,

As another year ends, I'm overjoyed at the thousands of lives that are forever transformed by the power and simplicity of mobility. In 2014 alone, we distributed 87,867 wheelchairs, providing the gift of mobility to the "least of these." Our vision is clear: to distribute 1 million chairs in developing nations by the end of 2016.

I would like to take a moment to share with you one of our recent stories.

*Praise is a seven-year-old boy who lives in the Dete area of western Zimbabwe. His mother died a few years ago, so his aunt cares for him. He suffers from hydrocephalus and is unable to walk. His aunt wants Praise to go to school and church, but he is too heavy for her to carry, so they are both confined to their home. They were both so excited for Praise to receive his GEN\_2 wheelchair — now the two attend church together and the family plans to enroll Praise in school!*

Over the last year, we have continued to expand our reach as a leading provider of mobility, delivering an average of 241 wheelchairs per day. It is estimated that there are as many as 100 million people trapped in a life defined by disability in the developing world—Free Wheelchair Mission continues its commitment to support transformation that opens doors to education, employment opportunities and community.

We value innovation, and this last year we made some significant progress. As you read this report, you will see some of the amazing discoveries we are gaining in our Transformation Investigation. We are in the development stages of our GEN\_4 wheelchair that will allow recipients with upper body strength to comfortably travel tens of miles per day. We are helping orthopedic hospitals restore mobility through surgery, thus eliminating the permanent need for a wheelchair, ever! And thanks to our friends in the Physical Therapy Department of Azusa Pacific University, we are taking our major provisioning partners through a five day training course so they can better serve wheelchair recipients in their region.

Together, as Free Wheelchair Mission ambassadors, financial supporters and volunteers, we can continue to show God's love through the transformational gift of mobility. It has been a wonderful, fruitful year of lifting those in need from the ashes of disability.

Your contribution to this ministry is immeasurable—thank you!

Don Schoendorfer, Founder

## NEED & VISION

BECAUSE NO ONE SHOULD HAVE TO CRAWL

### The Need is Great

The need for wheelchairs in our world is staggering. In developing nations where poverty pervades, it is estimated that 100 million people are in dire need of a wheelchair, yet lack the resources to obtain one. Already suffering from the pain, isolation and indignity of a physical disability, many of these people must endure further burdens, many forced to live on the ground or wait to be carried to meet their most basic needs.



### The Solution is Simple

Our wheelchairs are simple, cost-effective and highly functional. They are designed to be resilient enough to withstand regular use in rugged terrain more common in the developing world. Our wheelchair design and provisioning model allow us to maximize our impact around the globe, striving toward our goal of providing the transforming gift of mobility to as many people as possible while still maintaining a high standard of excellence. We partner with like-minded organizations to reach some of the most remote regions on the planet.

### Your Impact

Wheelchairs provide mobility, and mobility changes everything. Mobility means independence, the ability to participate in society and earn a living. It means dignity, leaving behind the days of living on the ground and being an outcast. Get involved and help us achieve our vision of distributing over 100,000 chairs annually, and to reach our goal of distributing 1 million chairs by the end of 2016.





# STRATEGIC INITIATIVES

## 2014 OUTCOMES

Since its inception in 2001, Free Wheelchair Mission has continued to grow year after year, endeavoring toward our mission of “providing the transforming gift of mobility to the physically disabled poor in developing countries as motivated by Jesus Christ”.

During fiscal year 2014, we have focused our resources toward organizational growth in three main areas:



### INTERNATIONAL WHEELCHAIR PROVISIONING PARTNERS

*Partner growth strategy implemented*

The ability of FWM to fulfill our mission of providing the transforming gift of mobility is tremendously reliant on our international partnerships. As a direct result of feedback we’ve received from the field through our Transformation Investigation, we launched a multi-year partner growth strategy this fiscal year designed to provide a structure for large-capacity partners to deepen the impact of their wheelchair programs and serve each recipient more holistically. Significant resources will be dedicated to developing an advanced wheelchair training program for our partners, helping them continue to improve in both efficiency and effectiveness in the field.



### INNOVATION

*Preliminary GEN\_3 wheelchair field testing initiated*

In alignment with our core value of “innovating to provide transformative mobility solutions”, we are proud to share an update regarding our newest wheelchair design, the GEN\_3. This fiscal year we finished the design for our GEN\_3 wheelchair (a folding version of our GEN\_2) and implemented field testing in Peru, Uganda and Vietnam. Feedback from our manufacturers, provisioning partners and recipients regarding their experiences with these test containers have given us invaluable information that will be used as we develop a global roll-out strategy for GEN\_3.



### REGIONAL GROWTH

*Regional growth strategy developed*

We cannot continue to effectively address the huge demand for wheelchairs around the globe without having additional growth at home. This fiscal year we developed a multi-year regional growth plan to expand our presence across the United States. Additional regional offices will provide us with new resources and strategic growth opportunities. Hiring for our Georgia and Texas locations will begin in early fiscal year 2015. These new regional offices, in conjunction with our representative in Idaho and our headquarters in California, will continue to strive toward our vision of transforming the lives of one million people by the end of 2016.

# STORY FROM THE FIELD

## A LIFE TRANSFORMED

Mobility dramatically improves a recipient’s way of life. While we don’t always get to see all the ways that a wheelchair changes someone’s life, sometimes just seeing the smile on the recipient’s face as they are placed into their wheelchair is more than enough to understand the positive impact it has on them.

*At four years old, Menzi from Swaziland cannot walk or talk and his neck is not strong enough to support his head, but that doesn’t stop him from smiling every time he hears his parents’ voices. He is the youngest of four children and the only one with health issues. Menzi’s parents have tried to help their child in a variety of ways, including traveling nearly 100 miles to see a doctor in the hopes that they would be able to improve the quality of his daily life. When they heard about The Luke Commission’s partnership with Free Wheelchair Mission, they knew they had found an answer that would ease their concerns for their son.*

*Menzi was able to receive his very own GEN\_2 wheelchair and his happiness was apparent to everyone around him. Now he will be able to spend more quality time with his siblings and interact with them while they play. “He will be so happy to be with them,” his mother lovingly noted.*



# A YEAR IN REVIEW

FISCAL YEAR 2014

**788,041**  
Wheelchairs

**91**  
Countries

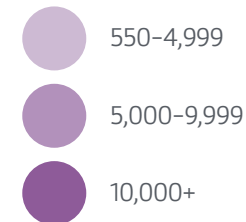
## TOP 5 COUNTRIES SERVED TO DATE

Vietnam  
India  
China  
Peru  
Chile

## NEW COUNTRIES FISCAL YEAR 2014

Samoa  
Mozambique

### Wheelchairs Shipped to Date



### Map Legend

- TRAINING TRIPS IN FY 2014
- MISSION TRIPS IN FY 2014
- TRANSFORMATION INVESTIGATION
- REGIONAL LOCATIONS
- FWM HEADQUARTERS
- POINT OF MANUFACTURE



# TRANSFORMATION INVESTIGATION

## CONTINUING TO MEASURE THE IMPACT OF A WHEELCHAIR

Last year we introduced you to our Transformation Investigation, a longitudinal study of 600 wheelchair participants in three countries, across three continents: Peru (South America), Uganda (Africa) and Vietnam (Asia). The purpose of this project is twofold: to quantify the impact that receiving a FWM wheelchair has on the life of a recipient and to collect feedback on our wheelchair product and provisioning program for continued improvement.

The data from the study comes from six surveys that are administered via in-person visits with each participant once every six months over the three-year timeframe. Visits are conducted by a native college-educated, credentialed analyst hired within each participating country. The

questions and results of the surveys are categorized into the following eight areas of transformation: spiritual, educational, financial, social, physical health, mobility, psychological health and overall wheelchair durability.

During 2014 two additional surveys were completed, with the final two surveys to be administered in 2015.

We expect to have an analysis of our findings from all six surveys in 2016. The results from the six surveys combined with the feedback from our analysts will provide actionable steps for product and program improvements along with insight regarding the long-term impact mobility has on the lives of those we serve.

While not all data has been collected, some significant preliminary trends we have noticed so far indicate:



### SPIRITUAL

A continued positive trend of attitudes toward the Christian church



### EMPLOYMENT AND FINANCES

18% of participants who were not employable before receiving a wheelchair, consider themselves employable now and of those who are newly employed, 53% said that having the wheelchair is partially or fully responsible for them having a job




### PHYSICAL HEALTH

70% decrease in hospital days and a 63% decrease in pressure sores



### MOBILITY

41 of the 69 participants who were bedridden at the beginning of the study are no longer confined because of their wheelchair



### PSYCHOLOGICAL HEALTH

87% of participants showed change in a positive direction in how they view their overall self-value. Of the 58 people who had considered suicide before the wheelchair, 48% of them no longer want to end their lives

# STORY FROM THE FIELD

## EDUCATION

Operation Blessing, a Free Wheelchair Mission distribution partner, began disaster relief work in San Luis Potosi, Mexico after devastating fires ravaged the area. During one particular food distribution, they met Mary, an eleven-year-old girl.

*Mary was born with clubfeet that went untreated and left her without full mobility. She is very smart and wanted to attend school, but her limited mobility made traveling to school very difficult. Recognizing the great need and equally great potential in this young girl, Operation Blessing gave Mary a custom fit, GEN\_2 wheelchair from FWM that was perfect for the terrain in her hometown. That day, the right wheelchair met an excited and very patient little girl. She quickly realized she was able to navigate the rocky terrain near her home. The wheelchair allowed her to freely roam around—now, with her new gift of mobility, Mary gets to attend school like all of the other children!*

Mary is a beautiful example of joy and independence that can come from the simple gift of mobility.





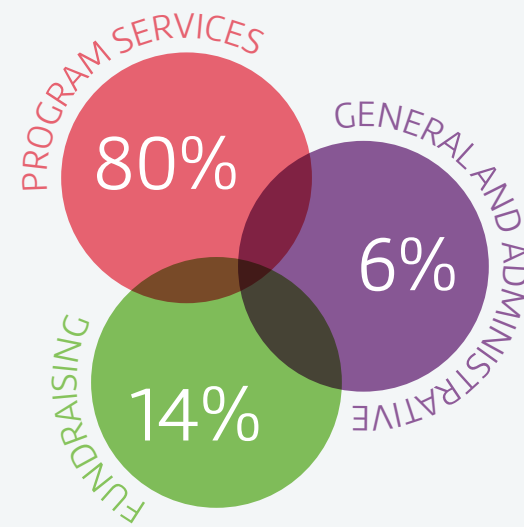
## FISCAL YEAR 2014 FINANCIALS

In 2014, we worked hard to increase our efficiency in both raising and spending money. We are proud to report that the percentage of funds used directly for program services increased by 6 percentage points, while the percentages spent on administrative and fundraising expenses both decreased. We strive to continually maximize our effectiveness as we deliver the gift of mobility, and thanks to donors and partners like you, 2014 was a strong year of growth. *NOTE: Fiscal Year 2014 reflects July 1, 2013 through June 30, 2014. There was a change in fiscal year for 2013; the 2013 numbers represent a fifteen-month period from April 1, 2012 through June 30, 2013.*

CONSOLIDATED STATEMENT OF FINANCIAL POSITION			
Assets	2014	2013	2012
Total Current Assets	\$1,091,960	\$1,000,086	\$1,488,928
Other Assets	\$567,082	\$135,937	\$181,347
<b>Total Assets</b>	<b>\$1,659,042</b>	<b>\$1,136,023</b>	<b>\$1,670,275</b>
Liabilities & Net Assets	2014	2013	2012
Total Current Liabilities	\$323,628	\$141,269	\$462,078
Deferred Liability	\$91,722	\$65,923	\$57,254
<b>Total Liabilities</b>	<b>\$415,350</b>	<b>\$207,192</b>	<b>\$519,332</b>
Net Assets:			
Unrestricted/Undesignated	\$481,113	\$591,185	\$653,509
Temporarily Restricted	\$762,579	\$337,646	\$497,434
<b>Total Net Assets</b>	<b>\$1,243,692</b>	<b>\$928,831</b>	<b>\$1,150,943</b>
<b>Total Liabilities and Net Assets</b>	<b>\$1,659,042</b>	<b>\$1,136,023</b>	<b>\$1,670,275</b>

CONSOLIDATED STATEMENT OF ACTIVITIES			
Support & Revenue	2014	2013	2012
Contributions	\$7,060,225	\$6,602,273	\$5,738,732
Gift-in-Kind	\$1,107,144	\$1,117,990	\$156,669
Other Revenue	\$131,064	\$48,981	\$23,181
<b>Total Support and Revenue</b>	<b>\$8,298,433</b>	<b>\$7,769,244</b>	<b>\$5,918,582</b>
Expenses	2014	2013	2012
Program Services 80%	\$6,367,394	\$5,902,427	\$4,033,867
General and Administrative 6%	\$465,650	\$634,998	\$515,386
Fundraising 14%	\$1,150,528	\$1,453,931	\$1,349,254
<b>Total Expenses</b>	<b>\$7,983,572</b>	<b>\$7,991,356</b>	<b>\$5,898,507</b>
Net Assets	2014	2013	2012
Change in Net Assets	\$314,861	(\$222,112)	\$20,075
Net Assets, Beginning of Year	\$928,831	\$1,150,943	\$1,130,868
<b>Net Assets, End of Year</b>	<b>\$1,243,692</b>	<b>\$928,831</b>	<b>\$1,150,943</b>

### Expense Allocation



As a result of our financial transparency and accountability efforts, we are proud to be recognized by the following charity rating organizations:



## STORY FROM THE FIELD

### EMPLOYMENT

Most of us take having a job for granted. People with disabilities in the developing world rarely get the opportunity to work and earn a living due to their limited mobility.

Yusuf, a 17-year-old from Uganda, was only able to attend primary school for a few years because of his limited mobility. Even with his limitations, he found ways to help around the house so he wouldn't be a burden to his family. He would crawl out to the main road near their home and sell vegetables that his parents grew. In the evenings he helped his father and brother make clothing that they could sell.

Yusuf's life changed dramatically when he received his FWM wheelchair. He quickly gained employment outside of the home that pays him much better and also provided the ability for him to buy his family a nicer home. With his newfound independence, he hopes to start his own business selling fishnets and believes that the family vegetable business will continue to grow.

Yusuf was determined to work, no matter his struggles. With his wheelchair and the freedom of mobility, his employment opportunities grew exponentially, and the lives of his whole family are forever changed.







**Free Wheelchair Mission®**  
TRANSFORMING LIVES THROUGH THE GIFT OF MOBILITY

[www.freewheelchairmission.org](http://www.freewheelchairmission.org)

15279 Alton Pkwy., Ste 300, Irvine, CA 92618 • 949.273.8470